

# Board Goals 1 & 2: Mid-year Data Monitoring

## Board of Education Goals

### Goal 1 Reading: Proficiency

The percentage of Grade 3 students who meet or exceed grade-level standards on the state English Language Arts SBAC assessment will grow from 48% in June 2023 to 70% by June 2028.

### Goal 2 Reading: Acceleration

The percentage of students in Grades 4–8 scoring at the “Not Met” achievement level in the prior year who meet the scale score growth target on the state SBAC–English Language Arts assessment will increase from 28% in June 2023 to 60% in June 2028.

### Goal 3 Algebra Proficiency

In pursuit of having more than 80% of Black/African American students meet the Algebra A–G requirement by the end of Grade 9, the proficiency gap between Black/African American students and all other students will decline from 5% in June 2023 to 0% by June 2028.

### Goal 4 College & Career Readiness

In pursuit of having more than 66% of Black/African American graduating seniors A–G eligible, the proficiency gap between Black/African American students and all other students will decline from 15% in June 2023 to 0% by June 2028.

## Board of Education Guardrails

- ▶ **The Superintendent may not allow** resources to be allocated without evidence of their equitable distribution aligned with the Excellence & Equity board policy.
- ▶ **The Superintendent may not allow** major district-wide initiatives to go forth without engaging students of color and their families, following stakeholder engagement principles that are utilizing current adopted best practices.
- ▶ **The Superintendent may not allow** implementation or adoption of any classroom curricula or programming that does not prioritize educational and racial equity.

Adopted: November 1, 2023



# Goals, Interim Goals & Leading Indicators



**Board Goals** - aspirational, ambitious long-term goals for 2027-28

**Interim Goals** - near-term leading indicators of progress toward Board Goals; should be predictive of goals and used to track progress towards ultimate goal

**Leading Indicators** - predictive measurements in our control that lead to our hoped-for success; can be student data but also adult or student behaviors or actions that can impact goal outcomes

# Goal 1

## Reading: Proficiency



# Goal 1 Reading: Proficiency



The percentage of Grade 3 students who meet or exceed grade-level standards on the state English Language Arts SBAC assessment will grow from 48% in June 2023 to 70% by June 2028.

- ▶ English Language Arts SBAC results available each summer
- ▶ Students take SBAC for first time in Grade 3
- ▶ **Leading Indicators are needed**
  - ▷ i-Ready Reading **Placement**
  - ▷ Foundational Reading Skills

# Goal 1 Reading: Proficiency

Target cohort: Students who will be in Grade 3 in 2027-28

Data Available

CURRENT	2023-24	2024-25	2025-26	2026-27	2027-28
TK-level students	TK FRSA	K FRSA	Gr 1 FRSA & i-Ready	Gr 2 FRSA & i-Ready	Gr 3 i-Ready & SBAC

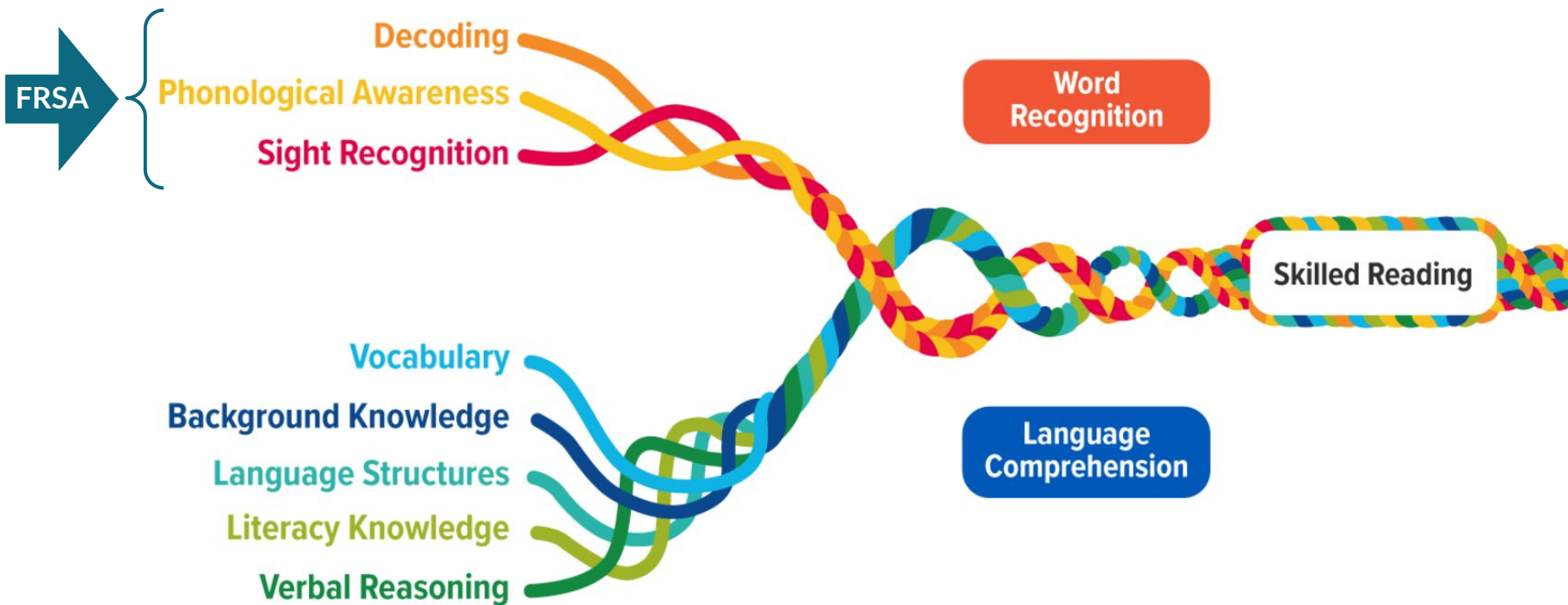
Target goal:  
70%  
Meet/Exceed  
on SBAC

# Learning Conditions for Literacy

- Equitable access to high quality instruction in primary classrooms for all LBUSD students
- Well-designed classrooms that are developmentally appropriate
- Professional development for all staff that includes culturally-responsive pedagogy
- Kindergarten to 2nd grade reading routines



# Reading Framework: Scarborough's Rope



Modified from Scarborough, H. S. (2001). Connecting early language and literacy to later reading (dis)abilities: Evidence, theory, and practice. In S. Neuman & D. Dickinson (Eds.), Handbook for research in early literacy. New York, NY: Guilford Press





# TK Foundational Reading Skills

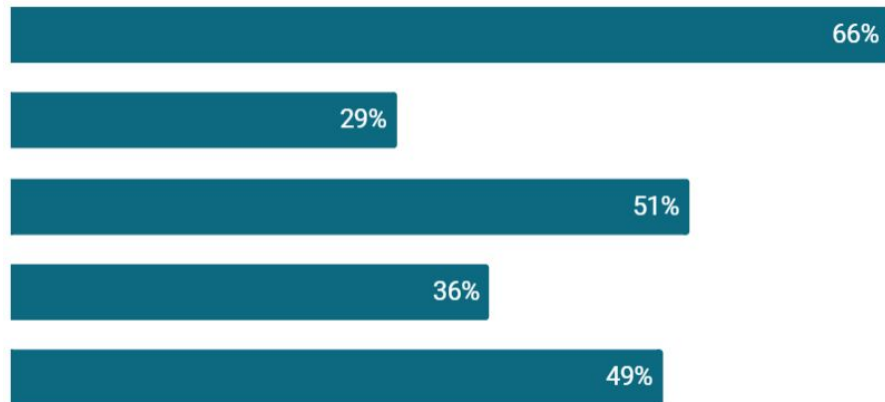


2023-24 Data monitoring

By the **end of TK**,  
students should be able to:

- Name more than half upper and lower case letters
- Recognize some common words
- Orally blend sounds together
- Orally break apart sounds in words
- Recognize letters have sounds

% of TK who are currently  
meeting standards

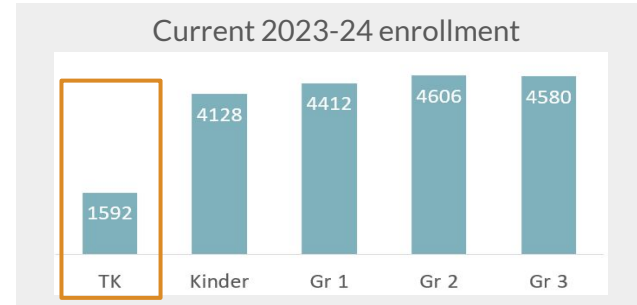


# TK FRSA Data Considerations

## 1) TK not fully representative of cohort

1,592 students enrolled in TK

This only represents approximately 1/3 of the students who will be in the target cohort



TK students are:	TK	Compared to the District
- less likely to be Low SES	54% vs	60%
- slightly less likely to be Black/African American	10% vs	12%
- slightly more likely to be White	14% vs	12%
- slightly less likely to be in Special Education	12% vs	14%

2) Changes are coming from the state this summer to literacy standards and teaching performance expectations. FRSA will be realigned to reflect these changes.

# What other student data can we monitor to know if we are on-track to meet Goal 1 in 2027-28?

We should explore:

- our current school year: 2023-24
- time of year: mid-year
- current students: K - 3
- relevant & available data: i-Ready Reading Gr 1-3  
FRSA Gr K-2

# Goal 1 Reading: Proficiency

2023-24 Data monitoring: FRSA & i-Ready across grade levels

CURRENT	2023-24	2023-24	2023-24
TK students	TK FRSA	TK FRSA	TK FRSA
Kinder students	<b>K FRSA</b>	K FRSA	K FRSA
Grade 1	<b>Gr 1 FRSA &amp; i-Ready</b>	<b>Gr 1 FRSA &amp; i-Ready</b>	Gr 1 FRSA & i-Ready
Grade 2	<b>Gr 2 FRSA &amp; i-Ready</b>	<b>Gr 2 FRSA &amp; i-Ready</b>	Gr 2 FRSA & i-Ready
Grade 3	Gr 3 i-Ready & SBAC	Gr 3 i-Ready & SBAC	<b>Gr 3 i-Ready &amp; SBAC</b>

# Goal 1 Reading: Proficiency

2023-24 Data monitoring: K-2 FRSA

CURRENT	2023-24
TK students	TK FRSA
Kinder students	<b>K FRSA</b>
Grade 1	<b>Gr 1 FRSA &amp; i-Ready</b>
Grade 2	<b>Gr 2 FRSA &amp; i-Ready</b>
Grade 3	Gr 3 i-Ready & SBAC

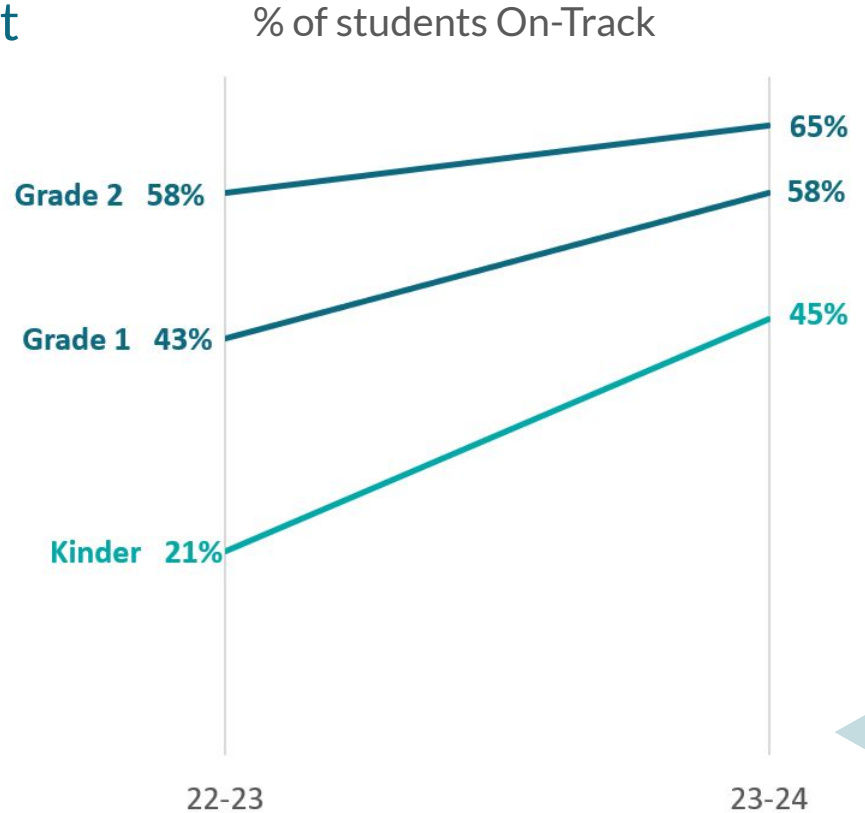
# Goal 1 Leading Indicator: FRSA

## Foundational Reading Skills Assessment

**Grades K, 1 & 2** all showed increases in the % of students on-track.

Kindergarten had the fewest students on-track at this time in 22-23, however **doubled this number in 23-24.**

Collaboration with TK and K teachers to have updated cut points allows us to more accurately represent “on-track” for what has been taught.



# Goal 1 Reading: Proficiency

2023-24 Data monitoring: Grades 1-2 i-Ready

CURRENT	2023-24
TK students	TK FRSA
Kinder students	K FRSA
Grade 1	<b>Gr 1 FRSA &amp; i-Ready</b>
Grade 2	<b>Gr 2 FRSA &amp; i-Ready</b>
Grade 3	Gr 3 i-Ready & SBAC

# i-Ready as a Goal 1 Leading Indicator

Correlations can range from -1 (strong negative) to +1 (strong positive)

A correlation of **.7 and higher** indicates a strong and positive relationship

- ▶ **LBUSD correlations between Grade 3 students' i-Ready Diagnostic 3 and ELA SBAC Scaled Scores ranged from .70 to .84 across all student groups**
- ▶ **Students who perform well on the i-Ready Diagnostics are likely to perform well at the end-of-year summative Smarter Balanced Assessments across all subgroups**



# Measuring placement & growth at each Diagnostic Window

2022-23  
Diagnostic 1



Weeks 2, 3 & 4

Diagnostic 2



Weeks 18, 19 & 20

50%

Diagnostic 3



Weeks 34, 35 & 36

100%

Instructional week



2023-24



Weeks 2, 3 & 4



Weeks 14, 15 & 16

40%



Weeks 26, 27 & 28

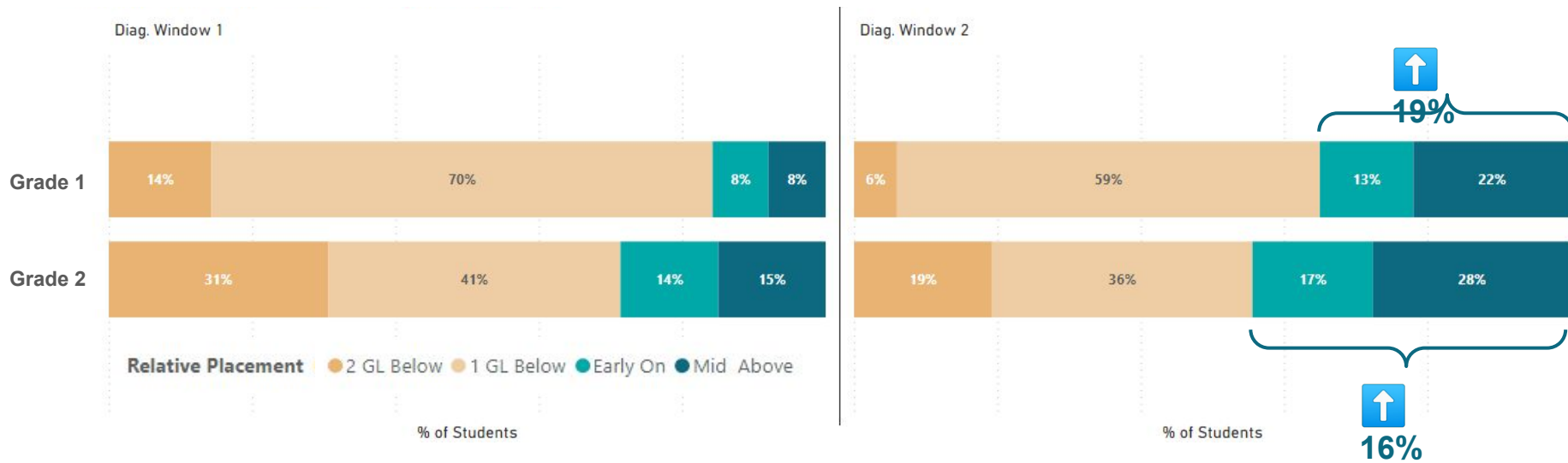
75%

Instructional week



# Goal 1: i-Ready Placement for Grades 1 & 2

At Diagnostic 2, **Grade 1** had 19% additional students at & above grade level, while **Grade 2** had 16% additional students.



The percent of students two grade levels below decreased considerably from D1 to D2.

# Goal 1 Reading: Proficiency

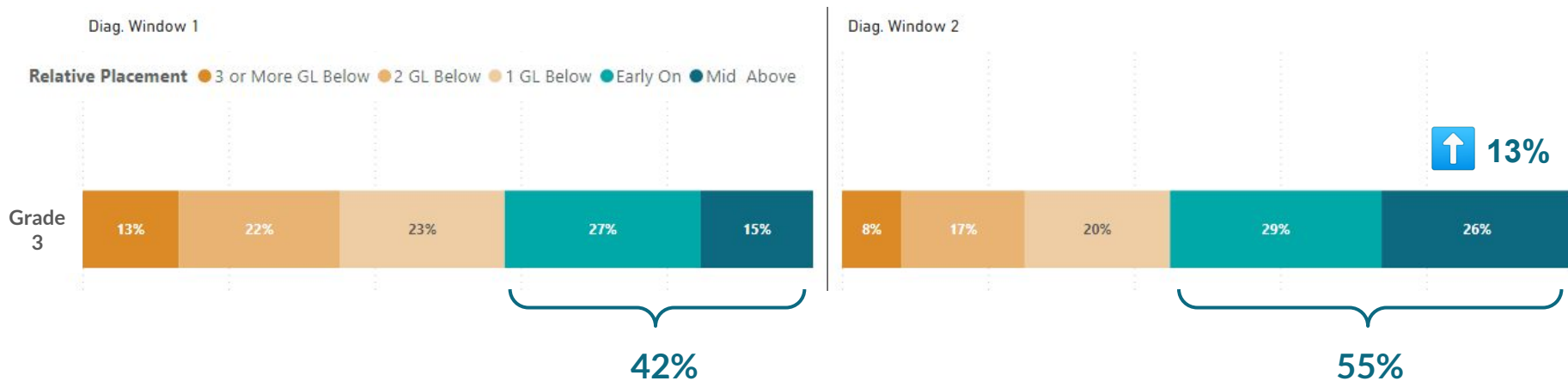
2023-24 Data monitoring: Grade 3 i-Ready

CURRENT	2023-24
TK students	TK FRSA
Kinder students	K FRSA
Grade 1	Gr 1 FRSA & i-Ready
Grade 2	Gr 2 FRSA & i-Ready
Grade 3	<b>Gr 3 i-Ready &amp; SBAC</b>

# Goal 1 Leading Indicator: i-Ready Placement



13% more students are At or Above Grade Level Standards during the 2nd diagnostic



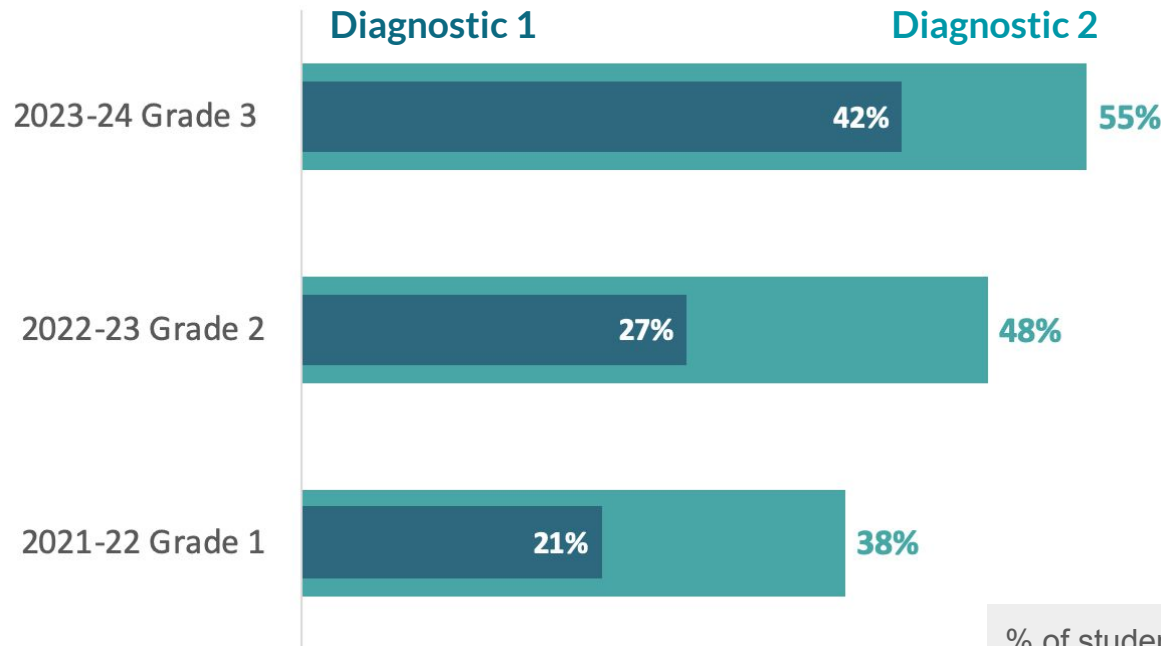
Although this is a moderate increase, the proportion of Grade 3 students who began the year At or Above Grade Level was sizable.

How does this compare to how these same students did at D1 and D2 in Grades 1 & 2?

# Goal 1: i-Ready Placement



More students were at/above grade level while in Grade 3 in 23-24 at **D1** and **D2** than they were during while in Grades 1 and 2 during 21-22 and 22-23.



% of students categorized as "At" or "Above" Grade Level (Grade 3 cohort looking backward)

# Goal 2

## Reading: Acceleration



# Goal 2 Reading: Acceleration



The percentage of students in Grades 4-8 scoring at the “Not Met” achievement level in the prior year who meet the scaled score growth target on the state SBAC - English Language Arts assessment will increase from 28% in June 2023 to 60% in June 2028.

- ▶ A Leading Indicator is needed
  - ▷ i-Ready Reading **Growth** for students who scored **Not Met** on SBAC the prior year

# Goal 2 Reading: Acceleration

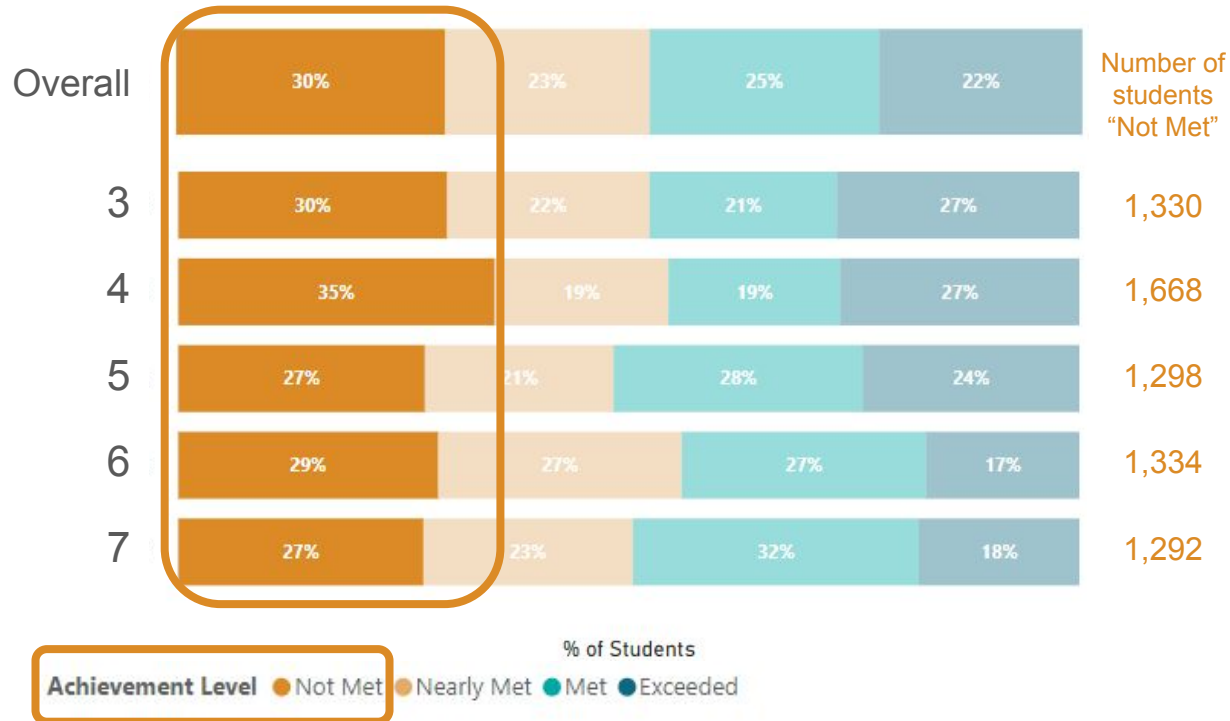
Monitor Grades 4 - 8 annually

CURRENT	2023-24	2024-25	2025-26	2026-27	2027-28
Grade 8	Grade 8	–	–	–	–
Grade 7	Grade 7	Grade 8	–	–	–
Grade 6	Grade 6	Grade 7	Grade 8	–	–
Grade 5	Grade 5	Grade 6	Grade 7	Grade 8	–
Grade 4	Grade 4	Grade 5	Grade 6	Grade 7	Grade 8
Grade 3	Grade 3	Grade 4	Grade 5	Grade 6	Grade 7
Grade 2	Grade 2	Grade 3	Grade 4	Grade 5	Grade 6
Grade 1	Grade 1	Grade 2	Grade 3	Grade 4	Grade 5
Grade K	Grade K	Grade 1	Grade 2	Grade 3	Grade 4



# How many students scored **Not Met** on SBAC the prior year?

6,922 students across five grade levels - approximately 3 out of 10 students



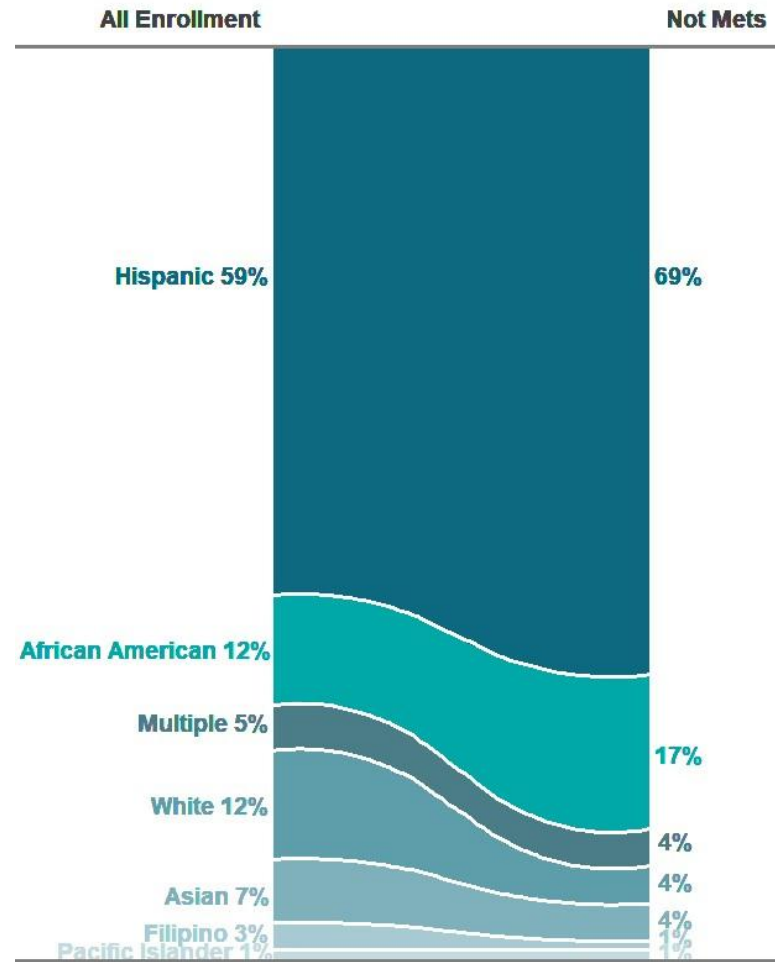
# Which students scored **Not Met** on SBAC the prior year?

## More likely to score Not Met

Hispanic: +10%  
African American: +5%

## Less likely to score Not Met

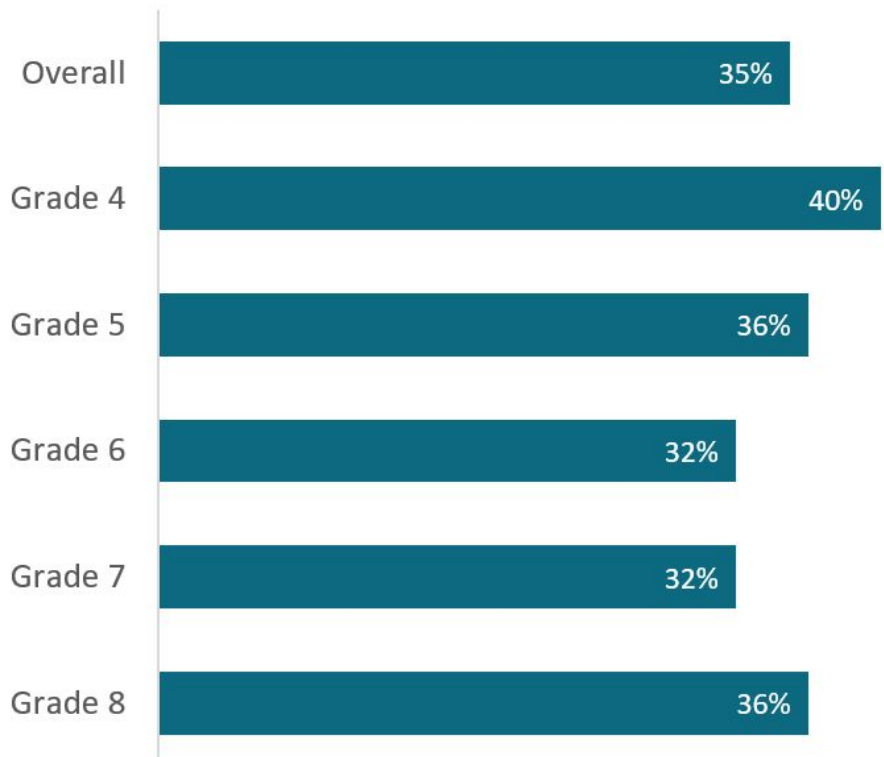
Multiple ethnicities: -1%  
White: -8%  
Asian: -3%  
Filipino: -2%



# i-Ready Mid-year Growth for Prior Year SBAC “Not Met” Students



Of students scoring “Not Met” on SBAC the prior year, **35% met Accelerated Growth**



# Questions & Comments



# Reference / Glossary



**ELA - English Language Arts**

**FRSA - Foundational Reading Skills Assessment**

District Assessment given to students in Grade TK to Grade 3 to assess their knowledge of foundational reading skills.

**i-Ready**

The i-Ready Diagnostic is an adaptive assessment that adjusts questions to suit students' needs.

The i-Ready Diagnostics are administered three times per year for students in grades 1 - 8 plus English Learners in Kindergarten & grades 9-12:

Diagnostic Windows 1, 2, & 3 (D1, D2, D3)

Assessments given at the start of the school year, mid-year, and during the Spring semester

**Low SES - Low Socioeconomic Status**

Students identified as receiving free-reduced price meals, foster youth, homeless students, students participating in the Migrant program, or students with parent education level less than high school graduate. Students would only be counted once, regardless of identification method.

**SBAC - Smarter Balanced Assessment Consortium (pronounced "S-Back")**

State Assessment given to students in Grade 3 to Grade 8 and Grade 11 to assess their knowledge of ELA and Math standards.

**TK - Transitional Kindergarten**

Prekindergarten program for age-eligible 4-year old students. California is expanding the program to allow for all 4-year olds to access the program by Fall 2025.